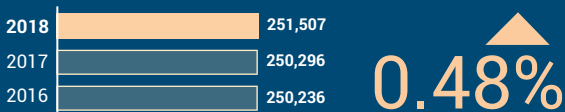


Business model

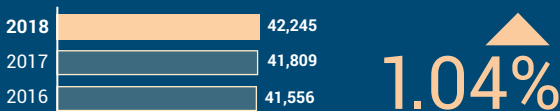
COMPANY BASIC PERFORMANCE IN 2016-2018 ¹

Basic engineering performance

Total length of power lines, km




Substation power, MBA



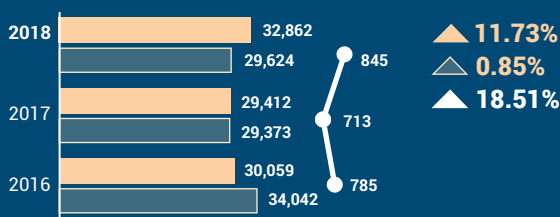
Net sales of electricity, mln kWh



Electricity loss, %



Technological connection, including:



- the number of contracts, pcs.
- the number of executed contracts, pcs.
- connected power, MW

Basic financial and economic performance ²

ELECTRICITY
TRANSMISSION




TECHNOLOGICAL
CONNECTION



SALE
OF ELECTRICITY

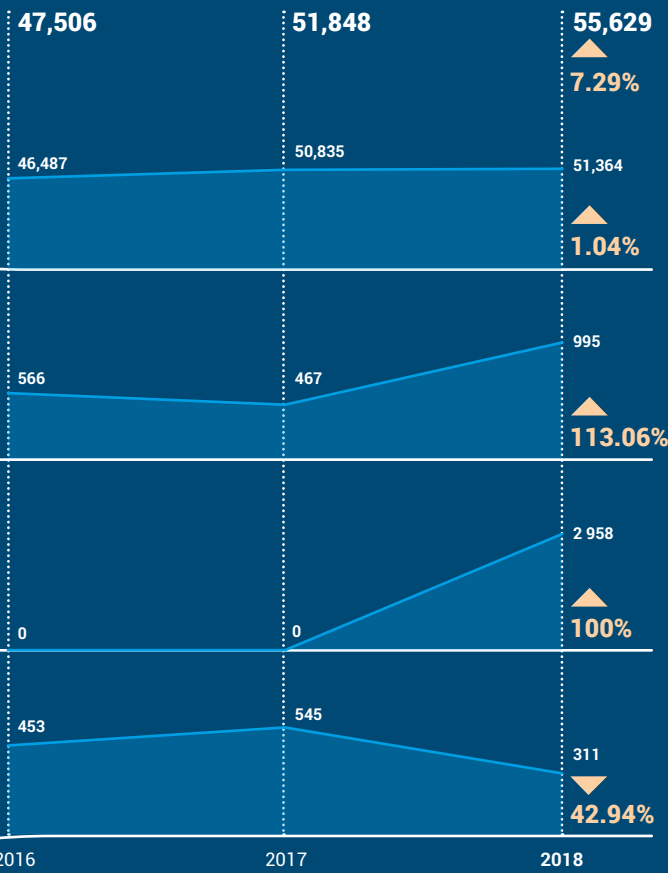


OTHER

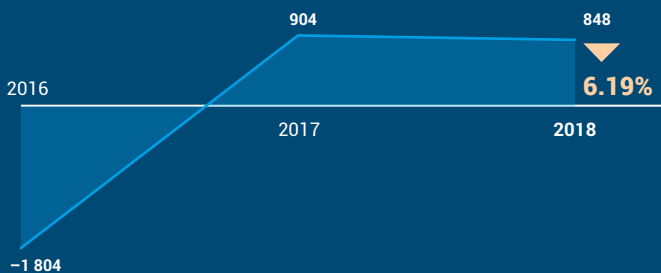


1. Data for PJSC IDGC of Siberia, S&A excluded

Proceeds from sales of products, mln rubles, including:



Net profit, million rubles

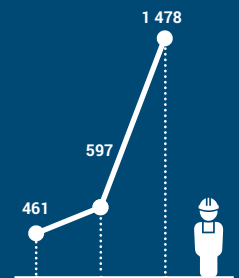


Sustainable development

The cost of environmental protection, mln rub.

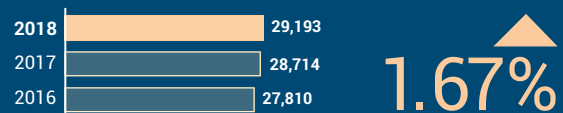


The cost of labor protection, mln rub.




Labor protection costs have increased due to implementation of measures aimed at reducing injury level in Company (training of electrotechnical personnel).


Net assets, million rubles



Market value of the share at the end of the year, rub.



EBITDA, mln rub.



2. Factors affecting gross revenue growth are given in the Analysis of Financial Results by Segments